



**PAMIBIA UNIVERSITY**  
OF SCIENCE AND TECHNOLOGY

**FACULTY OF HEALTH AND APPLIED SCIENCES**

**DEPARTMENT OF MATHEMATICS AND STATISTICS**

<b>QUALIFICATION: BACHELOR OF ECONOMICS</b>	
<b>QUALIFICATION CODE: 07BECO</b>	<b>LEVEL: 6</b>
<b>COURSE CODE: SFE611S</b>	<b>COURSE NAME: STATISTICS FOR ECONOMISTS 2A</b>
<b>SESSION: JULY 2019</b>	<b>PAPER: THEORY</b>
<b>DURATION: 3 HOURS</b>	<b>MARKS: 100</b>

<b>SUPPLEMENTARY\SECOND OPPORTUNITY EXAMINATION QUESTION PAPER</b>	
<b>EXAMINER</b>	<b>MR G.S. MBOKOMA</b>
<b>MODERATOR:</b>	<b>MR A. ROUX</b>

<b>INSTRUCTIONS</b>
<ol style="list-style-type: none"><li>1. Answer <b>ALL</b> the questions in the booklet provided.</li><li>2. Show <b>clearly</b> all the steps used in the calculations.</li><li>3. All written work must be done in <b>blue</b> or <b>black</b> ink and sketches must be done in pencil.</li><li>4. Decimal answers must be rounded to <b>4</b> decimals places</li></ol>

**PERMISSIBLE MATERIALS**

1. Non-programmable calculator without a cover.

**ATTACHEMENTS**

1. Statistical tables (Z, T and Chi-square)

**THIS QUESTION PAPER CONSISTS OF 4 PAGES** (Including this front page)

**QUESTION 1 [26 marks]**

1.1 A firm investigates the length of telephone conversations of their office staff. Twenty consecutive conversations had lengths, in minutes

10.7	9.5	11.1	11.2	7.8	11.9	4.9	4.1	10.8	11.1
11.2	9.2	10.1	10.3	5.7	7.9	7.7	10.7	11.2	10.8

- 1.1.1 Compute the mean length of call in minutes [2]
  - 1.1.2 Compute the standard deviation length of call in minutes [7]
  - 1.1.3 Compute the median length of calls in minutes [2]
  - 1.1.4 Find the Inter Quartile Range (IQR) length of calls? [4]
  - 1.1.5 Determine the skewness by using Bowley's coefficient and interpret your answer? [3]
- 1.2 In a certain assembly plant, three machines,  $B_1$ ,  $B_2$ , and  $B_3$ , make 30%, 45%, and 25%, respectively, of the products. It is known from past experience that 2%, 3%, and 2% of the products made by each machine, respectively, are defective. Now, suppose that a finished product is randomly selected. What is the probability that it is defective? [5]
- 1.3 The probability of surviving a certain transplant operation is 0.5. If a patient survives the operation, the probability that his or her body accept the transplant within a month is 0.2. What is the probability of surviving both of these critical stages? [3]

**QUESTION 2 [26 marks]**

2.1 A large industrial firm purchase several new word-processors at the end of each year, the exact number depending on the frequency of repairs in the previous year. Suppose that the number of word processors,  $X$ , that are purchased each year has the following probability distribution:

$X$	0	1	2	3
$P(X = x)$	0.1	0.3	0.4	0.2

If the cost on new word processors at the end of this year is given by  $1200 - 40X^2$ , in Namibia dollars,

- 2.1.1 How much can this firm expect to spend on new word processors at the end of this year? [4]
- 2.1.2 Find the variance of the number of word processors that are purchased for this firm at the end of this year. [7]
- 2.1.3 Find the coefficient of variation for the number of new word processors that are purchased for this firm at the end of this year. [2]

2.2 The proportion of time per day that all checkout counters in a supermarket are busy is random variable  $X$  with a density function defined by

$$f(x) = \begin{cases} kx^2(1-x)^2 & 0 \leq x \leq 1 \\ 0 & \text{otherwise} \end{cases}$$

- 2.2.1 Find the value of  $k$  that makes  $f(x)$  a probability density function [5]  
2.2.2 Assuming  $k = 30$ , find standard deviation of  $X$  [8]

**QUESTION 3 [20 marks]**

3.1 A shoe store's records shows that 45% of the customers purchase by credit card. This morning 15 customers purchased shoes from the store.

- 3.1.1 Find the probability that at least 12 of the customers used credit card. [4]  
3.1.2 What is the probability that at least 4 customers but not more than 7 used credit card? [4]  
3.1.3 What is the expected number of customers using a credit card? [1]

3.2 The average life of certain type of small motor is 10 years with a standard deviation of 2 years. The manufacturer replaces free all motors that fail while under guarantee. If he is willing to replace only 3% of the motors that fail, how long a guarantee should he offer? [5]

3.3 The number of potholes requiring repair in a section of a highway is assumed to follow a Poisson distribution with a mean of two potholes per km:

- 3.3.1 What is the probability that there are no potholes that require repair in 5km of the high way? [2]  
3.3.2 What is the probability that there at least one pothole requires repair 0.5km of the highway? [4]

**QUESTION 4 [28 marks]**

4.1 A random sample of 32 graduates of a certain secretarial school typed an average of 79.3 words per minute with a standard deviation of 7.8 words per minute. Assuming a normal distribution for the number of words typed per minute, find a 95% confidence interval for the average number of words typed by all graduates of this school. [4]

4.2 A poultry farmer is investigating ways of improving the profitability of his operation. Using a standard diet, turkeys grow to a mean mass of 4.5 kg at the age of 4 months. A sample of 20 turkeys, which were given a special enriched diet, had an average mass of 4.8 kg after 4 months. The sample standard deviation was 0.5 kg. Using the 5% significance level test whether the new enriched diet is effectively increasing the mass of the turkeys. [7]

4.3 Consider the lengths, denoted by,  $X$  and widths, denoted by  $Y$ , of a rectangular plastic covers for a CD with the probability summarized in table below

		Y		
		15	16	17
X	5	0.05	0.05	0.1
	6	0.05	0.1	0.35
	7	0	0.2	0.1

Find the following:

- 4.3.1  $E(X)$  [2]
- 4.3.2  $\text{Var}(X)$  [3]
- 4.3.3  $E(Y)$  [2]
- 4.3.4  $\text{Var}(Y)$  [3]
- 4.3.5  $E(XY)$  [4]
- 4.3.6  $\text{Cov}(x,y)$  [3]

.....END OF PAPER.....



## Standard Normal Probabilities

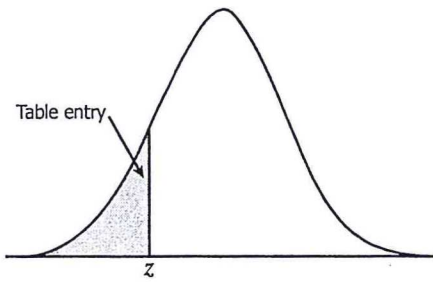


Table entry for  $z$  is the area under the standard normal curve to the left of  $z$ .

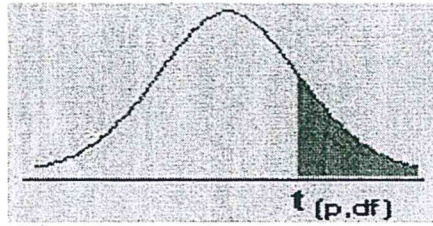
$z$	.00	.01	.02	.03	.04	.05	.06	.07	.08	.09
-3.4	.0003	.0003	.0003	.0003	.0003	.0003	.0003	.0003	.0003	.0002
-3.3	.0005	.0005	.0005	.0004	.0004	.0004	.0004	.0004	.0004	.0003
-3.2	.0007	.0007	.0006	.0006	.0006	.0006	.0006	.0005	.0005	.0005
-3.1	.0010	.0009	.0009	.0009	.0008	.0008	.0008	.0008	.0007	.0007
-3.0	.0013	.0013	.0013	.0012	.0012	.0011	.0011	.0011	.0010	.0010
-2.9	.0019	.0018	.0018	.0017	.0016	.0016	.0015	.0015	.0014	.0014
-2.8	.0026	.0025	.0024	.0023	.0022	.0022	.0021	.0021	.0020	.0019
-2.7	.0035	.0034	.0033	.0032	.0031	.0030	.0029	.0028	.0027	.0026
-2.6	.0047	.0045	.0044	.0043	.0041	.0040	.0039	.0038	.0037	.0036
-2.5	.0062	.0060	.0059	.0057	.0055	.0054	.0052	.0051	.0049	.0048
-2.4	.0082	.0080	.0078	.0075	.0073	.0071	.0069	.0068	.0066	.0064
-2.3	.0107	.0104	.0102	.0099	.0096	.0094	.0091	.0089	.0087	.0084
-2.2	.0139	.0136	.0132	.0129	.0125	.0122	.0119	.0116	.0113	.0110
-2.1	.0179	.0174	.0170	.0166	.0162	.0158	.0154	.0150	.0146	.0143
-2.0	.0228	.0222	.0217	.0212	.0207	.0202	.0197	.0192	.0188	.0183
-1.9	.0287	.0281	.0274	.0268	.0262	.0256	.0250	.0244	.0239	.0233
-1.8	.0359	.0351	.0344	.0336	.0329	.0322	.0314	.0307	.0301	.0294
-1.7	.0446	.0436	.0427	.0418	.0409	.0401	.0392	.0384	.0375	.0367
-1.6	.0548	.0537	.0526	.0516	.0505	.0495	.0485	.0475	.0465	.0455
-1.5	.0668	.0655	.0643	.0630	.0618	.0606	.0594	.0582	.0571	.0559
-1.4	.0808	.0793	.0778	.0764	.0749	.0735	.0721	.0708	.0694	.0681
-1.3	.0968	.0951	.0934	.0918	.0901	.0885	.0869	.0853	.0838	.0823
-1.2	.1151	.1131	.1112	.1093	.1075	.1056	.1038	.1020	.1003	.0985
-1.1	.1357	.1335	.1314	.1292	.1271	.1251	.1230	.1210	.1190	.1170
-1.0	.1587	.1562	.1539	.1515	.1492	.1469	.1446	.1423	.1401	.1379
-0.9	.1841	.1814	.1788	.1762	.1736	.1711	.1685	.1660	.1635	.1611
-0.8	.2119	.2090	.2061	.2033	.2005	.1977	.1949	.1922	.1894	.1867
-0.7	.2420	.2389	.2358	.2327	.2296	.2266	.2236	.2206	.2177	.2148
-0.6	.2743	.2709	.2676	.2643	.2611	.2578	.2546	.2514	.2483	.2451
-0.5	.3085	.3050	.3015	.2981	.2946	.2912	.2877	.2843	.2810	.2776
-0.4	.3446	.3409	.3372	.3336	.3300	.3264	.3228	.3192	.3156	.3121
-0.3	.3821	.3783	.3745	.3707	.3669	.3632	.3594	.3557	.3520	.3483
-0.2	.4207	.4168	.4129	.4090	.4052	.4013	.3974	.3936	.3897	.3859
-0.1	.4602	.4562	.4522	.4483	.4443	.4404	.4364	.4325	.4286	.4247
-0.0	.5000	.4960	.4920	.4880	.4840	.4801	.4761	.4721	.4681	.4641







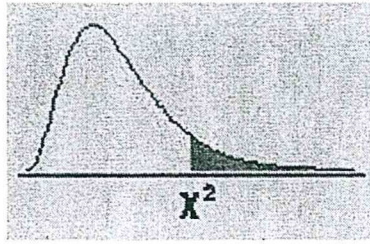
# The t-distribution



df/p	0.40	0.25	0.10	0.05	0.025	0.01	0.005	0.0005
1	0.324920	1.000000	3.077684	6.313752	12.70620	31.82052	63.65674	636.6192
2	0.288675	0.816497	1.885618	2.919986	4.30265	6.96456	9.92484	31.5991
3	0.276671	0.764892	1.637744	2.353363	3.18245	4.54070	5.84091	12.9240
4	0.270722	0.740697	1.533206	2.131847	2.77645	3.74695	4.60409	8.6103
5	0.267181	0.726687	1.475884	2.015048	2.57058	3.36493	4.03214	6.8688
6	0.264835	0.717558	1.439756	1.943180	2.44691	3.14267	3.70743	5.9588
7	0.263167	0.711142	1.414424	1.894579	2.36462	2.99795	3.49948	5.4079
8	0.261921	0.706387	1.396815	1.859548	2.30600	2.89646	3.35539	5.0413
9	0.260955	0.702722	1.383029	1.833113	2.26216	2.82144	3.24984	4.7809
10	0.260185	0.699812	1.372184	1.812461	2.22814	2.76377	3.16927	4.5869
11	0.259556	0.697445	1.363430	1.795885	2.20099	2.71808	3.10581	4.4370
12	0.259033	0.695483	1.356217	1.782288	2.17881	2.68100	3.05454	4.3178
13	0.258591	0.693829	1.350171	1.770933	2.16037	2.65031	3.01228	4.2208
14	0.258213	0.692417	1.345030	1.761310	2.14479	2.62449	2.97684	4.1405
15	0.257885	0.691197	1.340606	1.753050	2.13145	2.60248	2.94671	4.0728
16	0.257599	0.690132	1.336757	1.745884	2.11991	2.58349	2.92078	4.0150
17	0.257347	0.689195	1.333379	1.739607	2.10982	2.56693	2.89823	3.9651
18	0.257123	0.688364	1.330391	1.734064	2.10092	2.55238	2.87844	3.9216
19	0.256923	0.687621	1.327728	1.729133	2.09302	2.53948	2.86093	3.8834
20	0.256743	0.686954	1.325341	1.724718	2.08596	2.52798	2.84534	3.8495
21	0.256580	0.686352	1.323188	1.720743	2.07961	2.51765	2.83136	3.8193
22	0.256432	0.685805	1.321237	1.717144	2.07387	2.50832	2.81876	3.7921
23	0.256297	0.685306	1.319460	1.713872	2.06866	2.49987	2.80734	3.7676
24	0.256173	0.684850	1.317836	1.710882	2.06390	2.49216	2.79694	3.7454
25	0.256060	0.684430	1.316345	1.708141	2.05954	2.48511	2.78744	3.7251
26	0.255955	0.684043	1.314972	1.705618	2.05553	2.47863	2.77871	3.7066
27	0.255858	0.683685	1.313703	1.703288	2.05183	2.47266	2.77068	3.6896
28	0.255768	0.683353	1.312527	1.701131	2.04841	2.46714	2.76326	3.6739
29	0.255684	0.683044	1.311434	1.699127	2.04523	2.46202	2.75639	3.6594
30	0.255605	0.682756	1.310415	1.697261	2.04227	2.45726	2.75000	3.6460
inf	0.253347	0.674490	1.281552	1.644854	1.95996	2.32635	2.57583	3.2905



# The Chi-Square Distribution



df/p	.995	.990	.975	.950	.900	.750	.500	.250	.100	.050	.025	.010	.005
1	0.00004	0.00016	0.00098	0.00393	0.01579	0.10153	0.45494	1.32330	2.70554	3.84146	5.02389	6.63490	7.87944
2	0.01003	0.02010	0.05064	0.10259	0.21072	0.57536	1.38629	2.77259	4.60517	5.99146	7.37776	9.21034	10.59663
3	0.07172	0.11483	0.21580	0.35185	0.58437	1.21253	2.36597	4.10834	6.25139	7.81473	9.34840	11.34487	12.83816
4	0.20699	0.29711	0.48442	0.71072	1.06362	1.92256	3.35669	5.38527	7.77944	9.48773	11.14329	13.27670	14.86026
5	0.41174	0.55430	0.83121	1.14548	1.61031	2.67460	4.35146	6.62568	9.23636	11.07050	12.83250	15.08627	16.74960
6	0.67573	0.87209	1.23734	1.63538	2.20413	3.45460	5.34812	7.84080	10.64464	12.59159	14.44938	16.81189	18.54758
7	0.98926	1.23904	1.65157	2.16735	2.83311	4.25485	6.34581	9.03715	12.01704	14.06714	16.01276	18.47531	20.27774
8	1.34441	1.64650	2.17973	2.73264	3.48954	5.07064	7.34412	10.21885	13.36157	15.50731	17.53455	20.09024	21.95495
9	1.73493	2.08790	2.70039	3.32511	4.16816	5.89883	8.34283	11.38875	14.68366	16.91898	19.02277	21.66599	23.58935
10	2.15586	2.55821	3.24697	3.94030	4.86518	6.73720	9.34182	12.54886	15.98718	18.30704	20.48318	23.20925	25.18818
11	2.60322	3.05348	3.81575	4.57481	5.57778	7.58414	10.34100	13.70069	17.27501	19.67514	21.92005	24.72497	26.75685
12	3.07382	3.57057	4.40379	5.22603	6.30380	8.43842	11.34032	14.84540	18.54935	21.02607	23.33666	26.21697	28.29952
13	3.56503	4.10692	5.00875	5.89186	7.04150	9.29907	12.33976	15.98391	19.81193	22.36203	24.73560	27.68825	29.81947
14	4.07467	4.66043	5.62873	6.57063	7.78953	10.16531	13.33927	17.11693	21.06414	23.68479	26.11895	29.14124	31.31935
15	4.60092	5.22935	6.26214	7.26094	8.54676	11.03654	14.33886	18.24509	22.30713	24.99579	27.48839	30.57791	32.80132
16	5.14221	5.81221	6.90766	7.96165	9.31224	11.91222	15.33850	19.36886	23.54183	26.29623	28.84535	31.99993	34.26719
17	5.69722	6.40776	7.56419	8.67176	10.08519	12.79193	16.33818	20.48868	24.76904	27.58711	30.19101	33.40866	35.71847
18	6.26480	7.01491	8.23075	9.39046	10.86494	13.67529	17.33790	21.60489	25.98942	28.86930	31.52638	34.80531	37.15645
19	6.84397	7.63273	8.90652	10.11701	11.65091	14.56200	18.33765	22.71781	27.20357	30.14353	32.85233	36.19087	38.58226
20	7.43384	8.26040	9.59078	10.85081	12.44261	15.45177	19.33743	23.82769	28.41198	31.41043	34.16961	37.56623	39.99685
21	8.03365	8.89720	10.28290	11.59131	13.23960	16.34438	20.33723	24.93478	29.61509	32.67057	35.47888	38.93217	41.40106
22	8.64272	9.54249	10.98232	12.33801	14.04149	17.23962	21.33704	26.03927	30.81328	33.92444	36.78071	40.28936	42.79565
23	9.26042	10.19572	11.68855	13.09051	14.84796	18.13730	22.33688	27.14134	32.00690	35.17246	38.07563	41.63840	44.18128
24	9.88623	10.85636	12.40115	13.84843	15.65868	19.03725	23.33673	28.24115	33.19624	36.41503	39.36408	42.97982	45.55851
25	10.51965	11.52398	13.11972	14.61141	16.47341	19.93934	24.33659	29.33885	34.38159	37.65248	40.64647	44.31410	46.92789
26	11.16024	12.19815	13.84390	15.37916	17.29188	20.84343	25.33646	30.43457	35.56317	38.88514	41.92317	45.64168	48.28988
27	11.80759	12.87850	14.57338	16.15140	18.11390	21.74940	26.33634	31.52841	36.74122	40.11327	43.19451	46.96294	49.64492
28	12.46134	13.56471	15.30786	16.92788	18.93924	22.65716	27.33623	32.62049	37.91592	41.33714	44.46079	48.27824	50.99338
29	13.12115	14.25645	16.04707	17.70837	19.76774	23.56659	28.33613	33.71091	39.08747	42.55697	45.72229	49.58788	52.33562
30	13.78672	14.95346	16.79077	18.49266	20.59923	24.47761	29.33603	34.79974	40.25602	43.77297	46.97924	50.89218	53.67196